

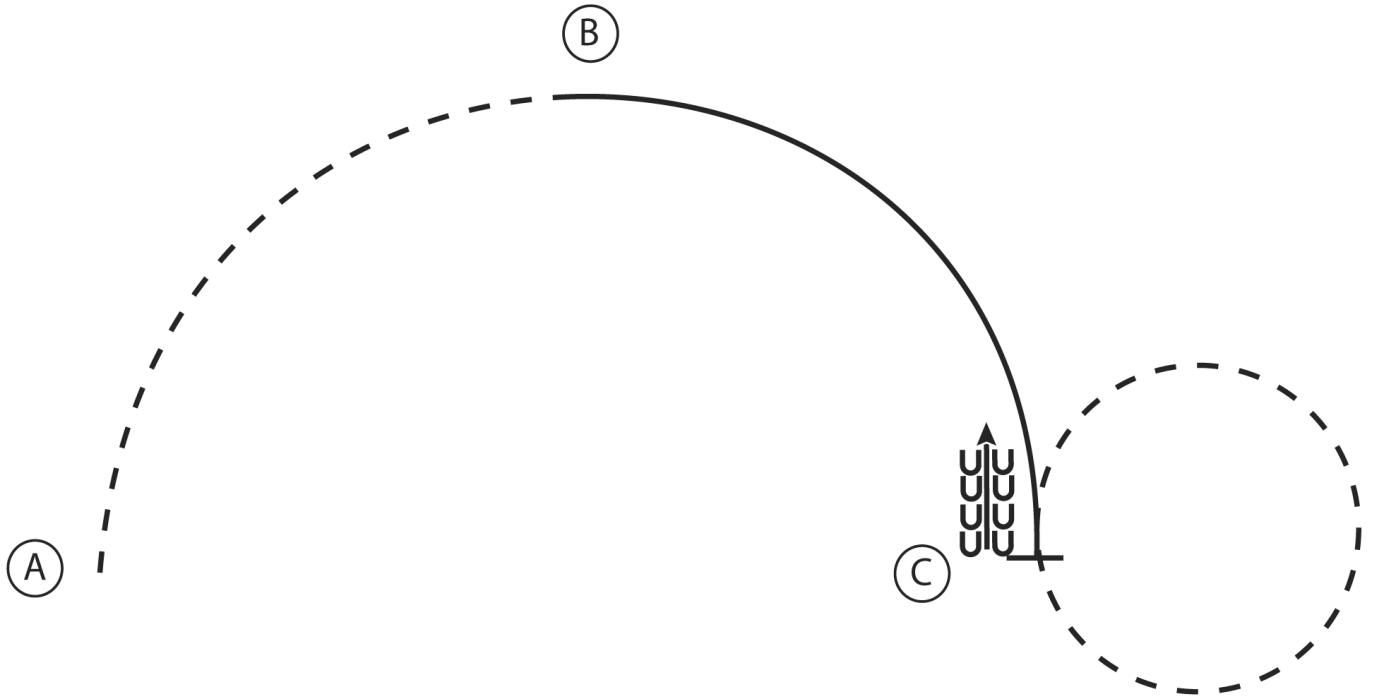
BCQHA/NSBA "ALL" HORSE SHOW

Hunt Seat Equitation (All Novice/NSBA)

Show Date:

w w w . H o r s e S h o w P a t t e r n s . c o m

w w w . H o r s e S h o w P a t t e r n s . c o m



1. Posting trot on the left diagonal A to B
2. At B canter on the right lead to C
3. At C posting trot a circle to the left on the right diagonal
4. At C stop and back 4 steps

| | |
|---------------|------------|
| Walk | |
| Trot | - - - - - |
| Extended Trot | - - - - - |
| Canter | ————— |
| Leg Yield | |
| Lead Change | ↘ |
| Back | ←←←←← |
| Marker | ⊙ |
| Sidepass | ←- - - - - |

[HSE/1-17]

Pattern Provided by:
NANCY-SUE RYAN

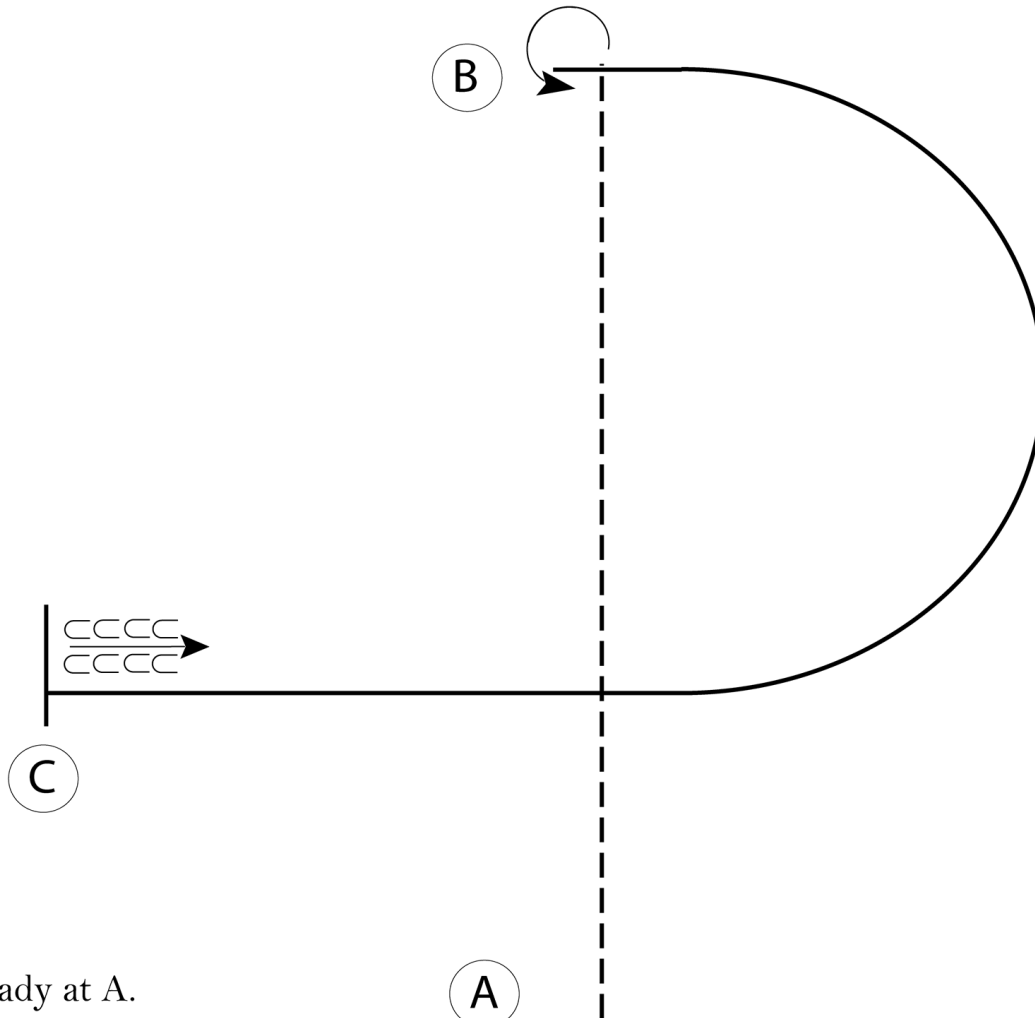
BCQHA/NSBA "ALL" HORSE SHOW

Hunt Seat Equitation (Amateur/Youth/NSBA)

Show Date:

w w w . H o r s e S h o w P a t t e r n s . c o m

w w w . H o r s e S h o w P a t t e r n s . c o m



Be ready at A.

1. Posting trot on the left diagonal from A to B.
2. At B, stop and perform a 270 degree turn on the forehand to the left.
3. Canter on the right lead from B to C.
4. At C stop and back approximately one horse length.

Follow the instructions of your ring steward.

| | |
|---------------|-----------|
| Walk | ----- |
| Trot | - - - - - |
| Extended Trot | - - - - - |
| Canter | ————— |
| Leg Yield | |
| Lead Change | ↘ |
| Back | ←←←←← |
| Marker | ⓑ |
| Sidepass | ←←←←← |
| Hand Gallop | ——— |

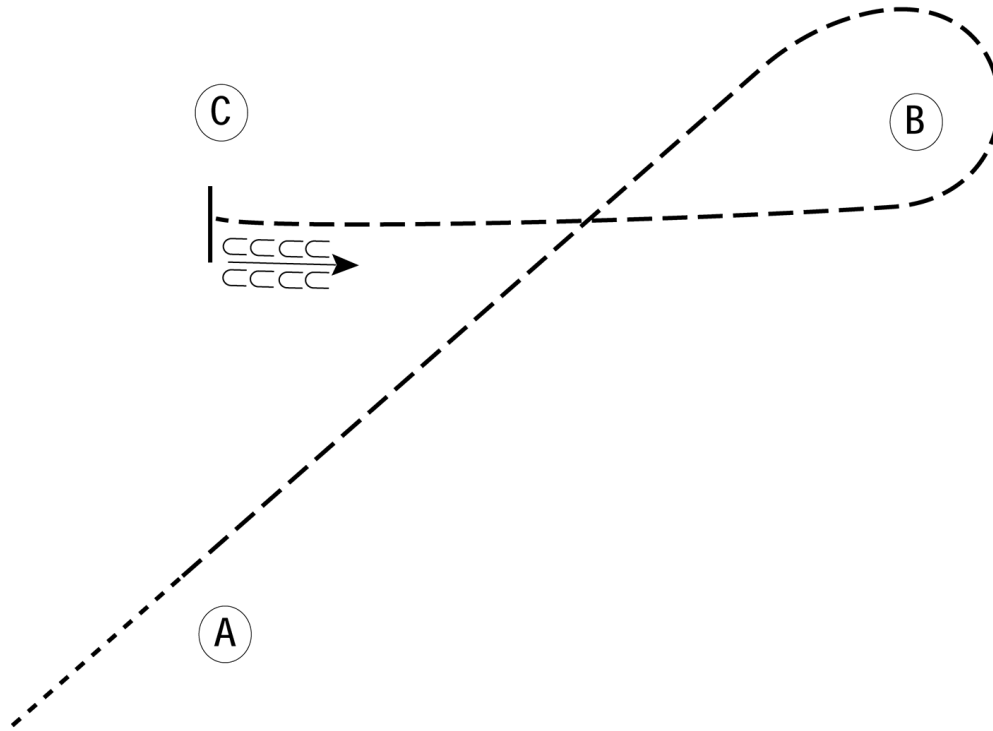
[HSE/1-30]

Pattern Provided by:
NANCY-SUE RYAN

BCQHA/NSBA "ALL" HORSE SHOW

Hunt Seat Equitation (Walk/Trot/Small Fry/NSBA)

Show Date:



Be ready before A.

1. Walk to A.
2. Sitting trot from A to B.
3. Posting trot on the left diagonal around B and to C.
4. Stop at C. Back approximately one horse length.
5. Follow the instructions of your ring steward.

| | |
|---------------|-------------|
| Walk | ----- |
| Trot | - - - - - |
| Extended Trot | ----- |
| Canter | ————— |
| Leg Yield | |
| Lead Change | — / — |
| Back | ← C C C C C |
| Marker | (B) |
| Sidepass | ← — — — — → |
| Hand Gallop | ————— |

[HSE/WT-18]

Pattern Provided by:
NANCY-SUE RYAN

w w w . H o r s e S h o w P a t t e r n s . c o m

w w w . H o r s e S h o w P a t t e r n s . c o m

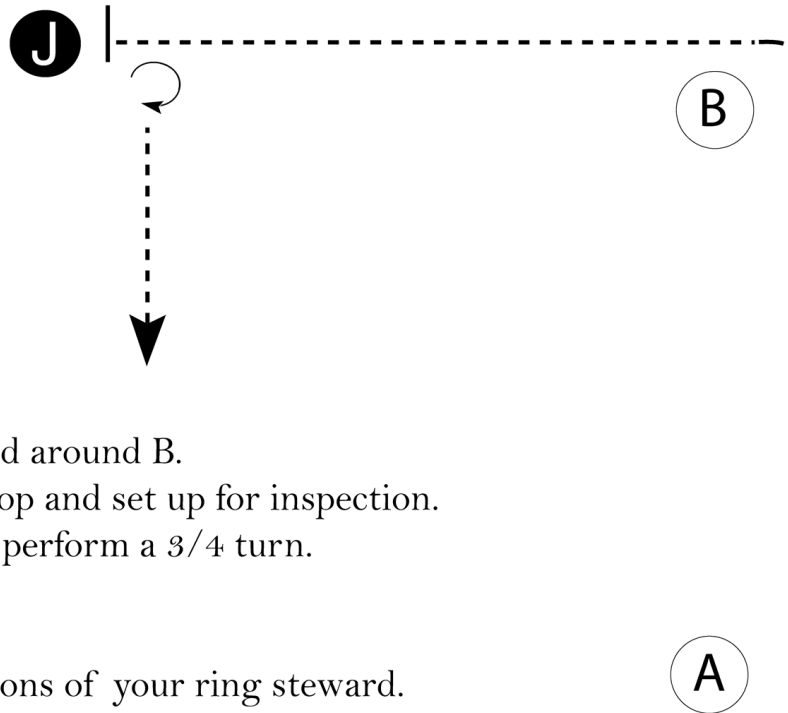
BCQHA/NSBA "ALL" HORSE SHOW

Showmanship (ALL NOVICE/NSBA)

Show Date:

w w w . H o r s e S h o w P a t t e r n s . c o m

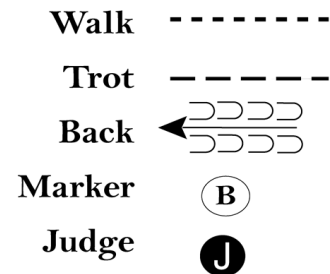
w w w . H o r s e S h o w P a t t e r n s . c o m



Be ready at A.

1. Trot from A to and around B.
2. Walk to Judge, stop and set up for inspection.
3. When dismissed, perform a 3/4 turn.
4. Exit at a walk.

Follow the instructions of your ring steward.




[S/1-38]

Pattern Provided by:
NANCY-SUE RYAN

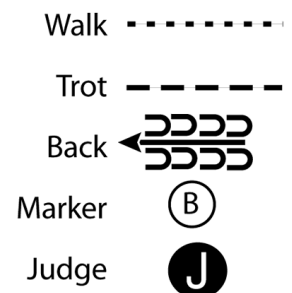
BCQHA/NSBA "ALL" HORSE SHOW

Showmanship (Amateur/Select/ Youth/NSBA)

Show Date:



1. Trot to B.
2. Stop at B.
3. Back around B.
4. Perform a 90 degree turn.
5. Walk to judge and set up for inspection.
6. When dismissed walk to line-up.



[S/2-5]

Pattern Provided by:
NANCY-SUE RYAN

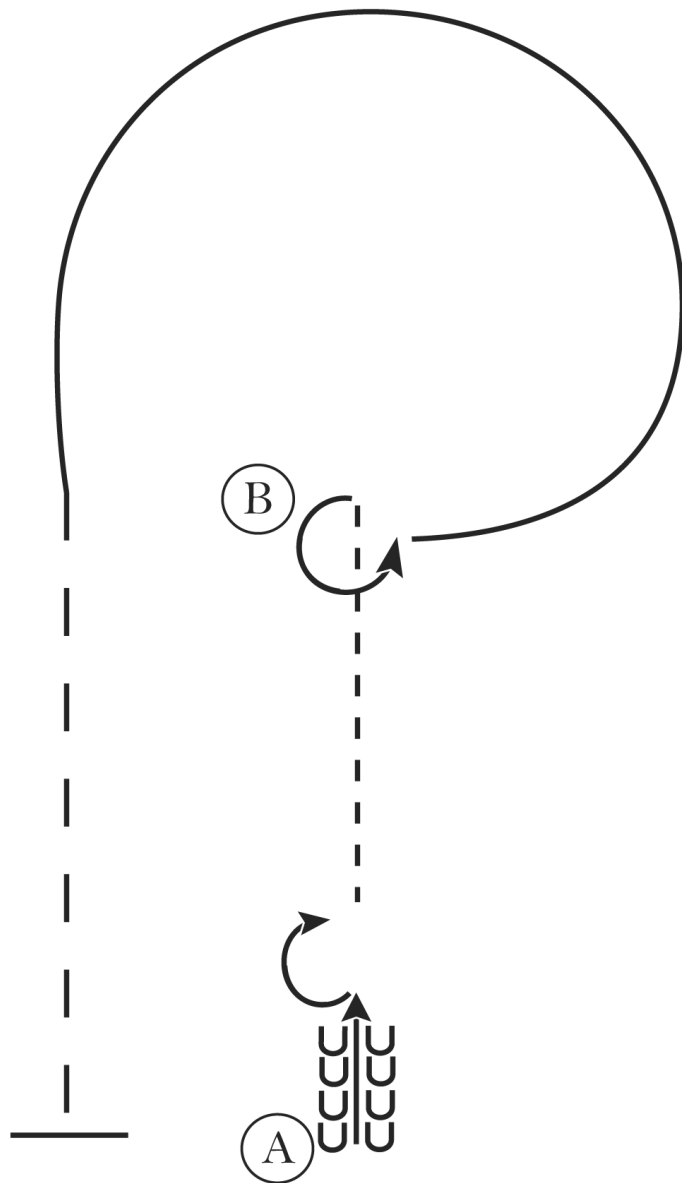
w w w . H o r s e S h o w P a t t e r n s . c o m

w w w . H o r s e S h o w P a t t e r n s . c o m

BCQHA/NSBA "ALL" HORSE SHOW

Western Horsemanship (Amateur/Select/ Youth)

Show Date:



1. Back 4 steps at A.
2. Perform a 180 degree turn to the right.
3. Jog to B.
4. At B perform a 270 degree turn to the left .
5. Lope a circle around B on the left lead.
6. At B extend the jog to A.
7. At A stop.

| | |
|--------------|--------------|
| Walk | |
| Jog | ----- |
| Extended Jog | ----- |
| Lope | ————— |
| Leg Yield | |
| Lead Change | ↙↘ |
| Back | ←←←← →→→→ |
| Marker | Ⓚ |
| Sidepass | ←-----← |

[WH/2-8]

Pattern Provided by:
NANCY-SUE RYAN

BCQHA/NSBA "ALL" HORSE SHOW

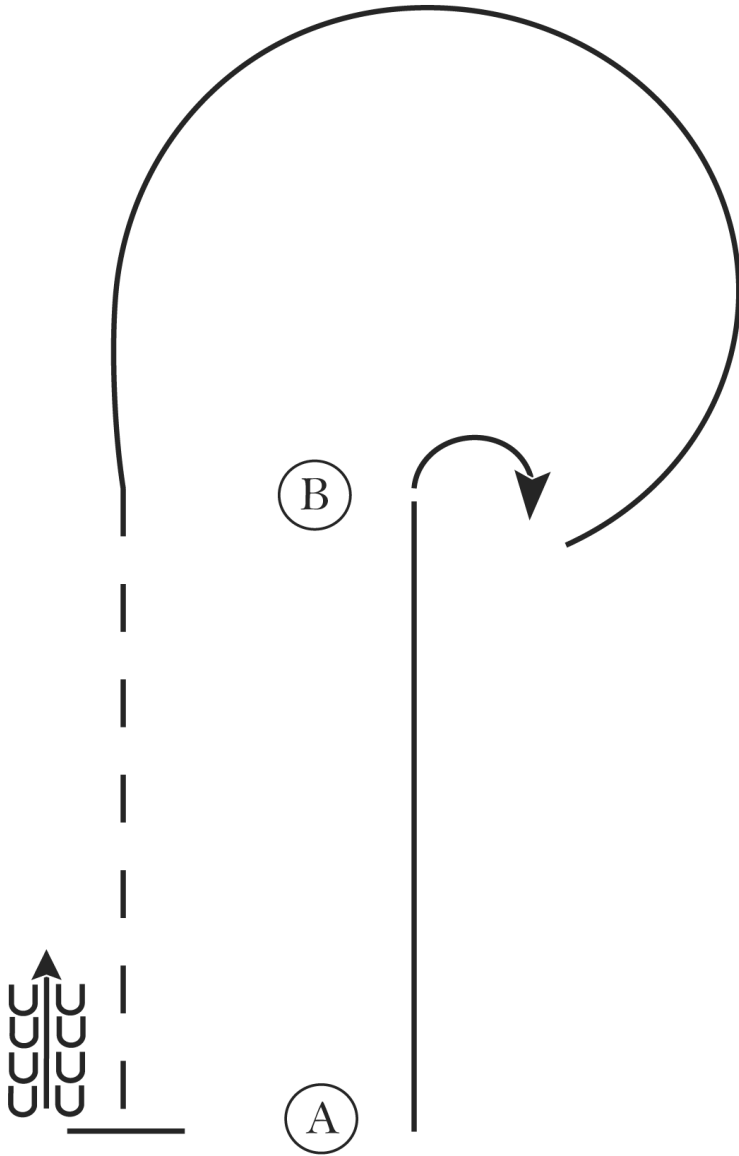
Western Horsemanship (Novice/Rookie/NSBA)

Show Date:

w w w . H o r s e S h o w P a t t e r n s . c o m

w w w . H o r s e S h o w P a t t e r n s . c o m

1. Lope on the right lead A to B.
2. At B perform a 90 degree turn to the right.
3. Lope a circle to B on the left lead.
4. At B extend the jog to A.
5. At A stop and Back 4 steps.



| | |
|--------------|--------------|
| Walk | |
| Jog | - - - - - |
| Extended Jog | - - - - - |
| Lope | ————— |
| Leg Yield | |
| Lead Change | — / — |
| Back | ←←← ————— |
| Marker | (B) |
| Sidepass | ← - - - - ← |

[WH/2-7]

Pattern Provided by:
NANCY-SUE RYAN

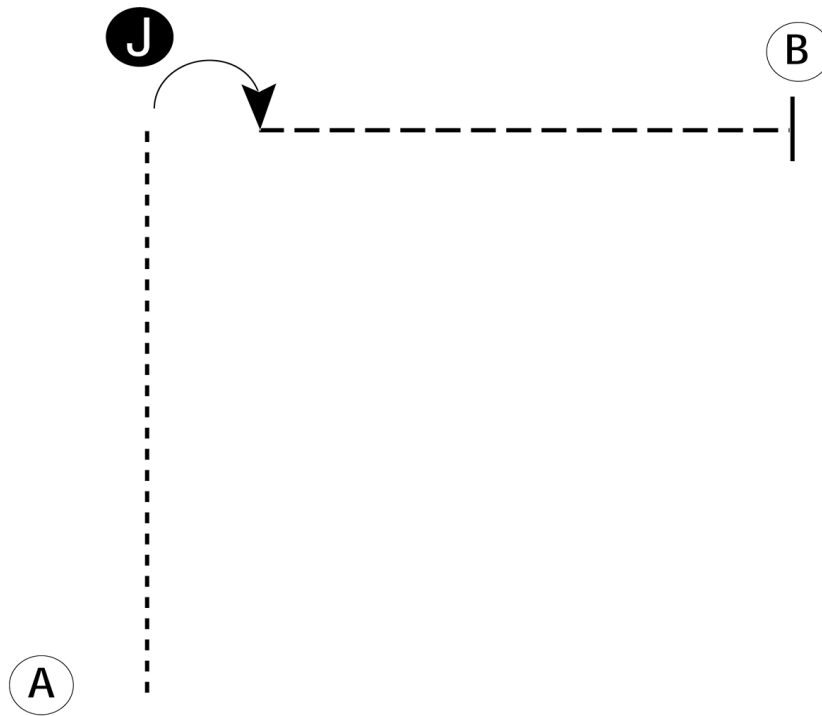
BCQHA/NSBA "ALL" HORSE SHOW

Showmanship (Small Fry/Walk Trot/NSBA)

Show Date:

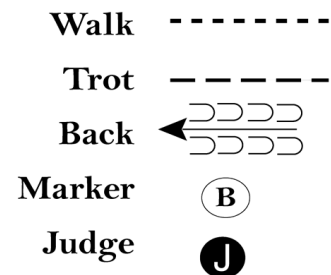
w w w . H o r s e S h o w P a t t e r n s . c o m

w w w . H o r s e S h o w P a t t e r n s . c o m



Be ready at A.

1. Walk from A to Judge.
2. Stop and set up for inspection.
3. When dismissed, perform a 90 degree turn.
4. Trot away from judge to B.
5. Stop at B.
6. Follow the instructions of your ring steward.



[SWT-7]

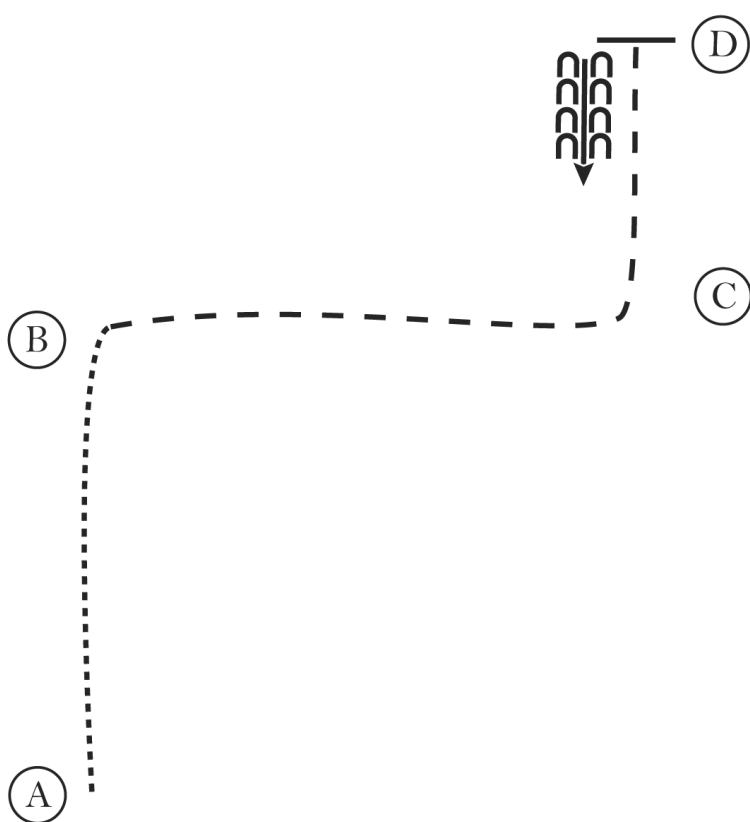
Pattern Provided by:
NANCY-SUE RYAN

BCQHA/NSBA "ALL" HORSE SHOW

Western Horsemanship (WalkTrot/Small Fry/NSBA)

Show Date:

1. Walk A to B
2. At B jog to D
3. At D stop and back 4 steps.



| | |
|--------------|-----------|
| Walk | |
| Jog | ----- |
| Extended Jog | ----- |
| Lope | ————— |
| Leg Yield | |
| Lead Change | —/— |
| Back | ← C C C C |
| Marker | ⓑ |
| Sidepass | ←-----→ |

[WH/WT-2]

Pattern Provided by:
NANCY-SUE RYAN